

ErlingKlinger AG

Unternehmensprofil ErlingKlinger AG

ErlingKlinger AG develops, manufactures, and distributes technical and chemical products for the automotive sector and the general manufacturing industry worldwide. It operates through five segments: Original Equipment, Aftermarket, Engineered Plastics, Services, and Industrial Parks. The Original Equipment segment develops, manufactures, and sells cylinder-head and specialty gaskets, lightweight components, and thermal and acoustic parts for engine, transmission, and exhaust tract applications. This segment also offers battery and fuel cell systems, electric drive systems, cell contact systems, exhaust gas purification systems, and shielding systems. The Aftermarket segment offers a range of spare parts comprising gaskets, gasket sets, and service parts for passenger cars and commercial vehicles under the Erling – Das Original brand, which are primarily used in the repair of engines, gear boxes, exhaust systems, and auxiliary units. The Engineered Plastics segment offers high performance plastics for applications in the mechanical engineering sector, as well as in medical, chemical, and energy industries. The Services segment provides development and assessment services for engines, transmissions, and exhaust tracts using testing and measurement facilities for vehicle manufacturers and automotive suppliers; and offers logistics and catering services. The Industrial Parks segment engages in the administration and leasing of land and buildings. The company also offers sealing materials and modules. ErlingKlinger AG was founded in 1879 and is headquartered in Dettingen an der Erms, Germany.

Kennzahlen ErlingKlinger AG - Aktie

ISIN	DE0007856023
Handelsplatz	XTRA
Ø tgl. Handelsumsatz in Schätzperiode (EUR)	3.435.749
Ø tgl. bid-ask-Spread in Schätzperiode	0,31%

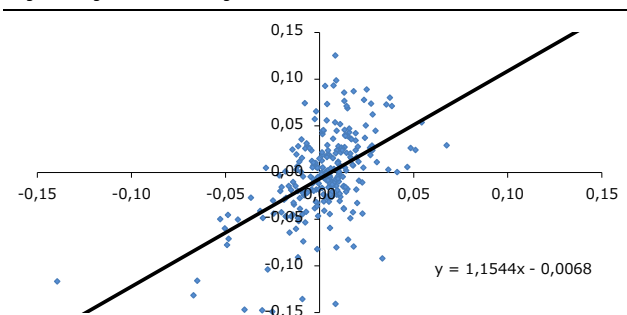
	Stichtagswerte zum 1.10.2018
Regressionsergebnisse	
Anzahl der Datenpunkte	252
Alpha	-0,68%
Raw Beta	1,15
Adjusted Beta (Blume)	1,10
Total Beta	2,34
Bestimmtheitsmaß (R ²)	24%
Standardfehler des Betas	0,13
t-Wert	9,0

Regressionsparameter

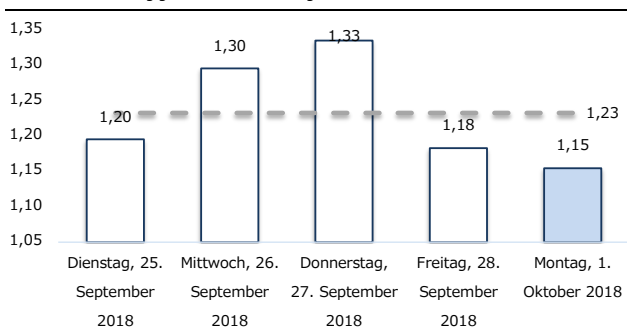
Referenzindex	MSCI World Index
Schätzperiode von (erstes Renditepaar)	30.09.2013
Schätzperiode bis (letztes Renditepaar)	01.10.2018
Renditenintervall	wöchentlich

	Durchschnittswerte 25.9.2018 bis 1.10.2018
Regressionsergebnisse	
Anzahl der Datenpunkte	256
Alpha	-0,72%
Raw Beta	1,23
Adjusted Beta (Blume)	1,15
Total Beta	2,51
Bestimmtheitsmaß (R ²)	24%
Standardfehler des Betas	0,14
t-Wert	9,0

Regressionsgrafik zum Stichtag



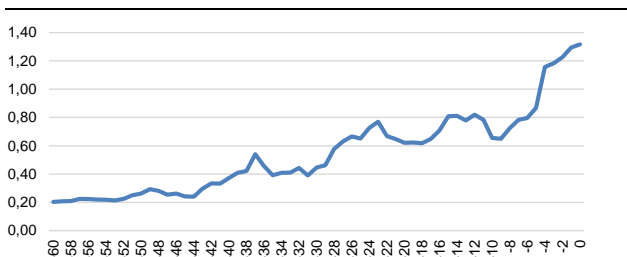
Raw Beta in Abhängigkeit vom Wochentag und Durchschnittswert



Verschuldungsgrad (VG)

Ermittlung Verschuldungsgrad	Net Debt / MarktKap.
Ø 12 Monate	0,94
Ø 24 Monate	0,83
Ø 36 Monate	0,72
Ø 48 Monate	0,62
Ø 60 Monate	0,55
Ø VG in Schätzperiode (60 Monate verfügbar)	0,55

Entwicklung des Verschuldungsgrades (Monate vor dem Stichtag)



	Stichtagswerte zum 1.10.2018
Betafaktor unlevered	
Beta-Anpassungsmodell	Harris/Pringle
Tax Shields	unsicher
Debt Beta	ohne
Raw Beta unlevered	0,75
Adjusted Beta (Blume) unlevered	0,71
Total Beta unlevered	1,51

	Durchschnittswerte 25.9.2018 bis 1.10.2018
Betafaktor unlevered	
Beta-Anpassungsmodell	Harris/Pringle
Tax Shields	unsicher
Debt Beta	ohne
Raw Beta unlevered	0,80
Adjusted Beta (Blume) unlevered	0,75
Total Beta unlevered	1,62